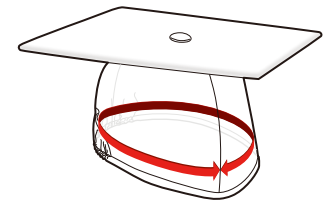
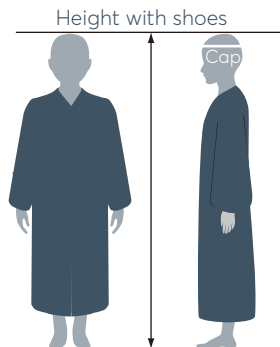


Preschool & Kindergarten

Size	Height	Weight Below
27	3'6" - 3'8"	100 LBS
30	3'9" - 3'11"	100 LBS
33	4'0" - 4'2"	100 LBS
36	4'3" - 4'5"	130 LBS



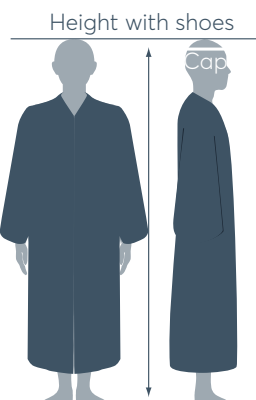
ONE SIZE FITS ALL
 Cap size measures 6½ - 7

Elementary • Middle School • High School • College

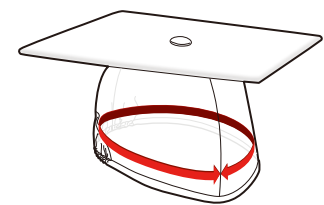
Size	Height	Weight Below	FULL-FIT (PLUS SIZES)		
39	4'6" - 4'8"	180 LBS	Size	Height	Weight Above
42	4'9" - 4'11"	180 LBS	45XL	5'0" - 5'2"	180 LBS
45	5'0" - 5'2"	180 LBS	48XL	5'3" - 5'5"	180 LBS
48	5'3" - 5'5"	180 LBS			
51	5'6" - 5'8"	270 LBS	54XL	5'9" - 5'11"	270 LBS
54	5'9" - 5'11"	270 LBS	57XL	6'0" - 6'2"	270 LBS
57	6'0" - 6'2"	270 LBS			
60	6'3" - 6'5"	330 LBS			
63	6'6" - 6'8"	330 LBS	63XL	6'6" - 6'8"	250 LBS
66	6'9" - 6'11"	330 LBS			

Gown Measuring Instructions

- Measure students from floor to head.
- Head measurements are not needed.
- All measurements are in feet & inches.
- For girls wearing heels add extra inch.



Cap Measurements



ONE SIZE FITS ALL
 Cap size measures 6¾ - 7¾